EC centrifugal fans

backward curved, 3-D, Ø 310

- **Material:** Impeller: Sheet aluminium, laser-welded
  Rotor: Coated in black
- **Number of blades:** 6
- **Direction of rotation:** Clockwise, seen on rotor
- **Type of protection:** IP 42
- **Insulation class:** "B"
- **Mounting position:** Any
- **Condensate discharges:** None
- **Mode of operation:** Continuous operation (S1)
- **Bearings:** Maintenance-free ball bearings

Nominal data		Curve	Nominal voltage	Voltage range	Air flow	Speed/rpm	Power input	Current draw	Sound pressure level	Perm. amb. temp.	Electr. connection
Type	**Motor**		**VDC**	**VDC**	**m³/h**	**rpm**	**W**	**A**	**dB(A)**	**°C**	p. 600
R1G 310	M1G074-CF	Ⓐ	24	16-28	1910	1600	90	4.20	64	-25 to +45	G)
R1G 310	M1G074-CF	Ⓐ	48	36-57	1910	1600	90	2.20	64	-25 to +45	G)

subject to alterations

Curves (established with long inlet nozzle)

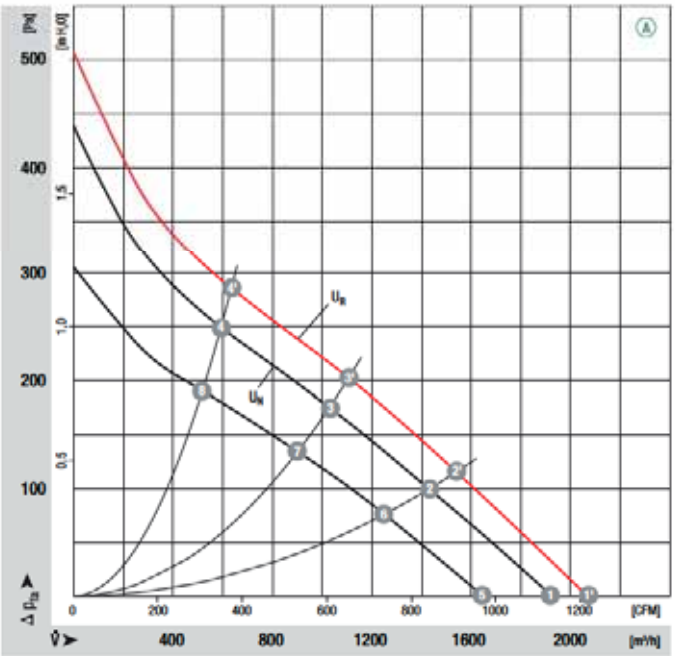

	n [rpm]	P_1 [W]	Lp_A [dB(A)]	η_{fl} [%]
Ⓐ ❶	1720	113	66	—
Ⓐ ❷	1540	122	60	62
Ⓐ ❼	1490	124	59	67
Ⓐ ❻	1560	121	63	50
Ⓐ ❶	1600	90	64	—
Ⓐ ❷	1430	96	58	62
Ⓐ ❸	1390	99	58	67
Ⓐ ❹	1450	96	61	50
Ⓐ ❺	1150	69	60	—
Ⓐ ❻	1260	65	55	62
Ⓐ ❼	1230	67	54	67
Ⓐ ❽	1270	65	58	50

ebmpapst

- **Technical features:**
  - Control input 0-10 VDC / PWM
  - Tach output
  - Reverse polarity and locked-rotor protection
- **EMC:** Interference emission acc. to EN 61000-6-3
  Interference immunity acc. to EN 61000-6-2
- **Cable exit:** Variable
- **Protection class:** I
- **Product conforming to standard:** EN 60950-1
- **Approvals:** UL, CSA, Ⓐ (48 VDC) with CCC

Centrifugal fan	Mass of centrifugal fan kg	Inlet nozzle (long)	Inlet nozzle (short)
R1G 310-AD19 -52	2.6	31050-2-4013	31051-2-4013
R1G 310-AD33 -52	2.6	31050-2-4013	31051-2-4013

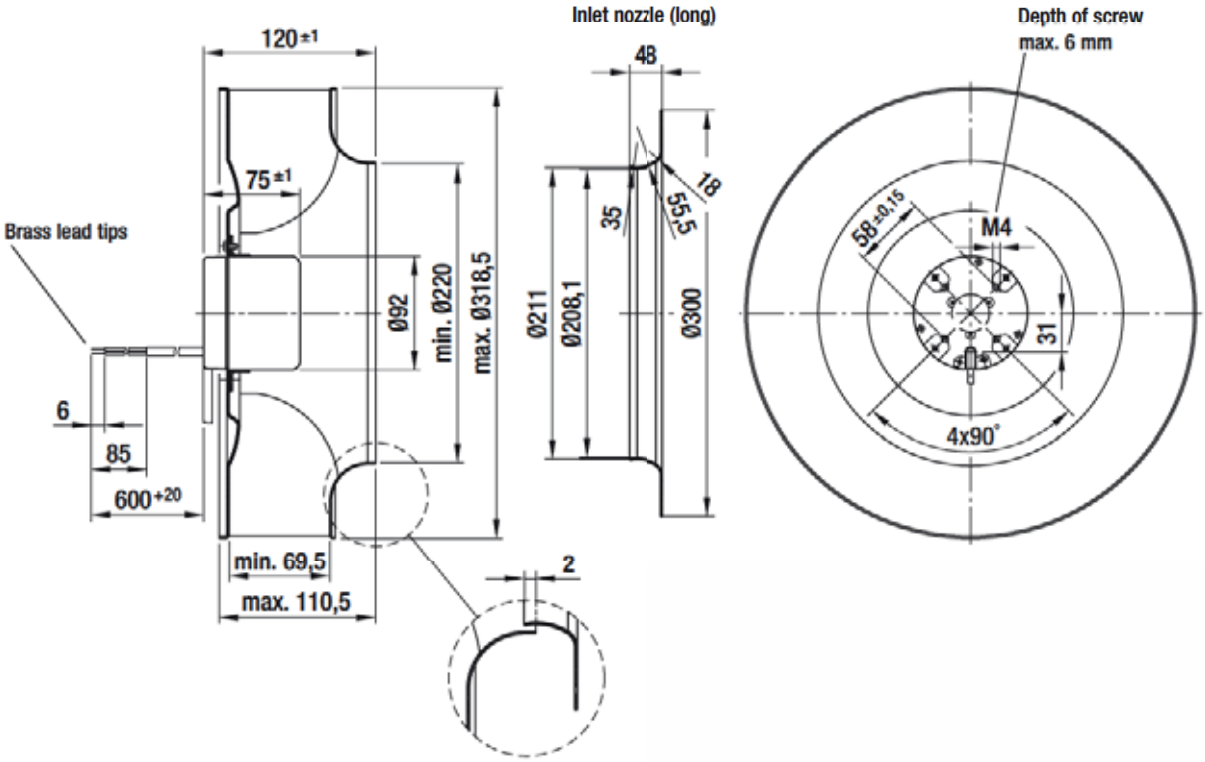

EC centrifugal fan

backward curved, 3-D, Ø 310

- **Material:** Impeller: Sheet aluminium, laser-welded
  Rotor: Coated in black
- **Number of blades:** 6
- **Direction of rotation:** Clockwise, seen on rotor
- **Type of protection:** IP 42
- **Insulation class:** "B"
- **Mounting position:** Any
- **Condensate discharges:** None
- **Mode of operation:** Continuous operation (S1)
- **Bearings:** Maintenance-free ball bearings

Nominal data		Curve	Nominal voltage	Voltage range	Air flow	Speed/rpm	Power input	Current draw	Sound pressure level	Perm. amb. temp.	Electr. connection
Type	**Motor**		**VDC**	**VDC**	**m³/h**	**rpm**	**W**	**A**	**dB(A)**	**°C**	p. 600
R1G 310	M1G 074-CF	Ⓐ	48	36-52	2100	1800	120	3.00	67	-25 to +40	G)

subject to alterations

Curves (established with long inlet nozzle)

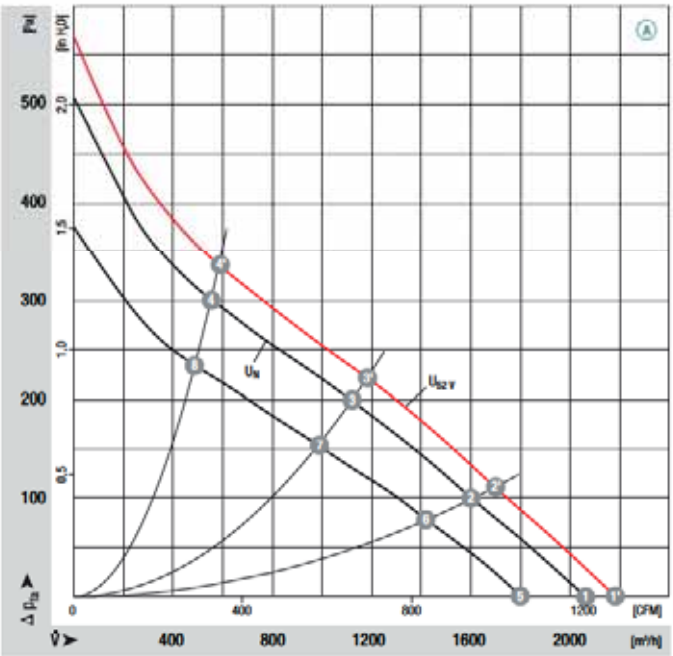

	n [rpm]	P_1 [W]	Lp_A [dB(A)]	η_{el} [%]
Ⓐ ❶	1895	130	67	—
Ⓐ ❷	1720	140	64	59
Ⓐ ❼	1610	147	60	67
Ⓐ ❻	1635	146	65	48
Ⓐ ❶	1800	120	67	—
Ⓐ ❷	1610	118	62	59
Ⓐ ❸	1530	122	58	67
Ⓐ ❹	1570	120	63	48
Ⓐ ❺	1570	74	63	—
Ⓐ ❻	1430	80	58	59
Ⓐ ❼	1350	82	54	67
Ⓐ ❽	1400	80	60	48

ebmpapst

- **Technical features:**
  - Control input 0-10 VDC / PWM
  - Tach output
  - Reverse polarity and locked-rotor protection
- **EMC:** Interference emission acc. to EN 61000-6-3
  Interference immunity acc. to EN 61000-6-2
- **Cable exit:** Variable
- **Protection class:** I
- **Product conforming to standard:** EN 60950-1
- **Approvals:** UL, CSA, CCC

Centrifugal fan	Mass of centrifugal fan kg	Inlet nozzle (long)	Inlet nozzle (short)
R1G 310-AD17 -11	2.6	31050-2-4013	31051-2-4013

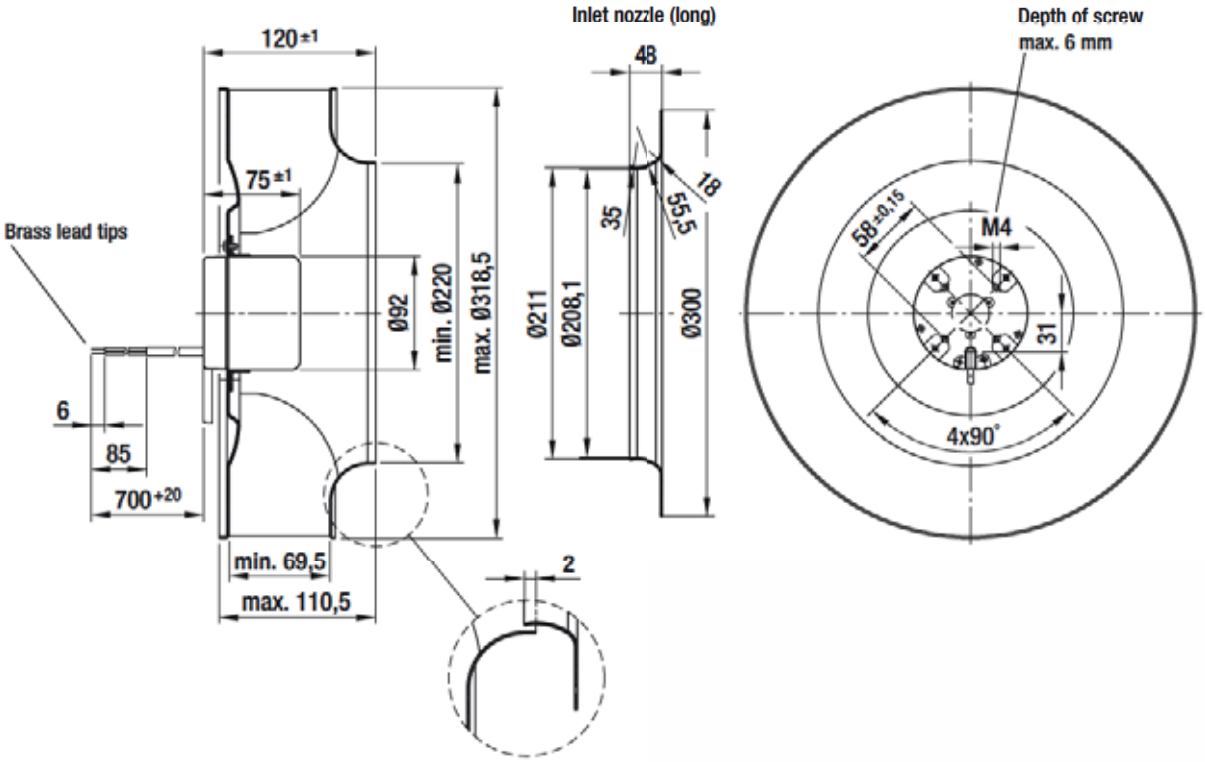

EC centrifugal fan

backward curved, 3-D, Ø 310

- **Material:** Impeller: Sheet aluminium, laser-welded
  Rotor: Coated in black
- **Number of blades:** 6
- **Direction of rotation:** Clockwise, seen on rotor
- **Type of protection:** IP 42
- **Insulation class:** "B"
- **Mounting position:** Any
- **Condensate discharges:** None
- **Mode of operation:** Continuous operation (S1)
- **Bearings:** Maintenance-free ball bearings

Nominal data		Curve	Nominal voltage	Voltage range	Air flow	Speed/rpm	Power input	Current draw	Sound pressure level	Perm. amb. temp.	Electr. connection
Type	**Motor**		**VDC**	**VDC**	**m³/h**	**rpm**	**W**	**A**	**dB(A)**	**°C**	p. 600
R3G 310	M3G 084-FA	Ⓐ	48	36-57	2230	2000	190	4.00	71	-25 to +60	G)

subject to alterations

Curves (established with long inlet nozzle)

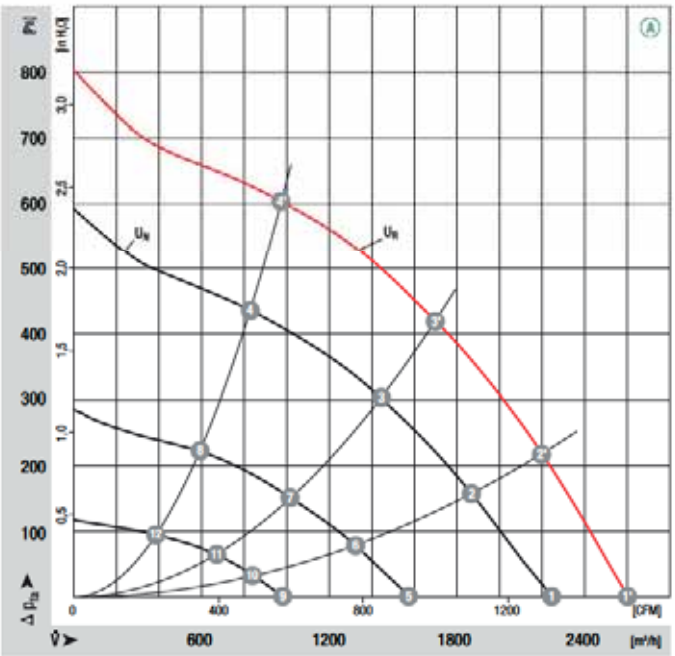

	n [rpm]	P_1 [W]	Lp_A [dB(A)]	η_{tt} [%]
Ⓐ ❶	2395	271	74	—
Ⓐ ❷	2345	325	71	47
Ⓐ ❸	2320	362	70	60
Ⓐ ❹	2330	350	74	54
Ⓐ ❶	2070	178	71	—
Ⓐ ❷	2035	211	67	47
Ⓐ ❸	2015	234	65	60
Ⓐ ❹	2025	227	70	54
Ⓐ ❺	1445	66	61	—
Ⓐ ❻	1430	79	59	47
Ⓐ ❼	1420	88	57	60
Ⓐ ❽	1420	85	62	54
Ⓐ ❾	930	23	50	—
Ⓐ ❿	925	26	48	47
Ⓐ ⓫	920	29	47	60
Ⓐ ⓬	920	28	51	54

ebmpapst

- **Technical features:**
  - Control input 0-10 VDC / PWM
  - Tach output
  - Over-temperature protected motor
  - Reverse polarity and locked-rotor protection
- **EMC:** Interference emission acc. to EN 61000-6-3
  Interference immunity acc. to EN 61000-6-2
- **Cable exit:** Variable
- **Protection class:** I
- **Product conforming to standard:** EN 60950-1
- **Approvals:** UL, CSA, CCC

Centrifugal fan	Mass of centrifugal fan kg	Inlet nozzle (long)	Inlet nozzle (short)
R3G 310-AN12 -30	4.2	31050-2-4013	31051-2-4013

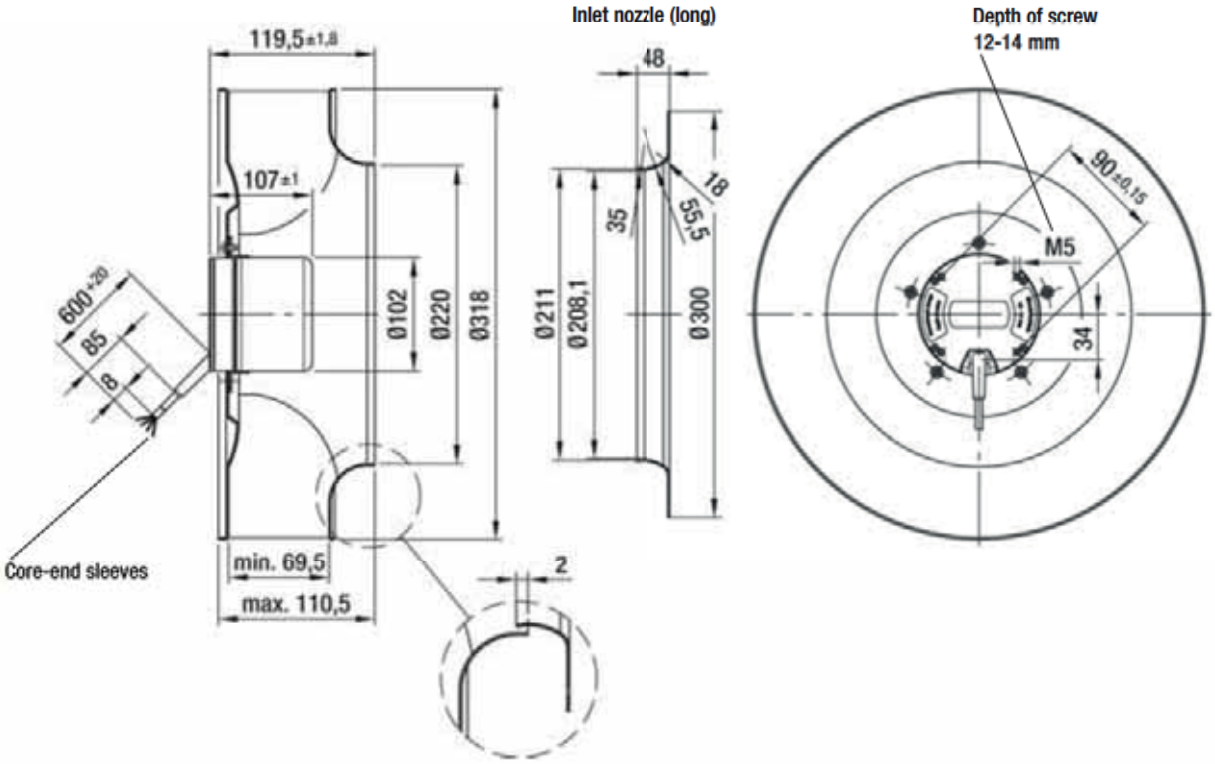

EC centrifugal fan

backward curved, 3-D, Ø 310

- **Material:** Impeller: Sheet aluminium, laser-welded
  Rotor: Coated in black
- **Number of blades:** 6
- **Direction of rotation:** Clockwise, seen on rotor
- **Type of protection:** IP 42
- **Insulation class:** "B"
- **Mounting position:** Any
- **Condensate discharges:** None
- **Mode of operation:** Continuous operation (S1)
- **Bearings:** Maintenance-free ball bearings

Nominal data		Curve	Nominal voltage	Voltage range	Air flow	Speed/rpm	Power input	Current draw	Sound pressure level	Perm. amb. temp.	Electr. connection
Type	**Motor**		**VDC**	**VDC**	**m³/h**	**rpm**	**W**	**A**	**dB(A)**	**°C**	p. 600
R3G 310	M3G 084-FA	Ⓐ	48	36-57	2620	1930	208	4.35	69	-25 to +60	G)

subject to alterations

Curves (established with long inlet nozzle)

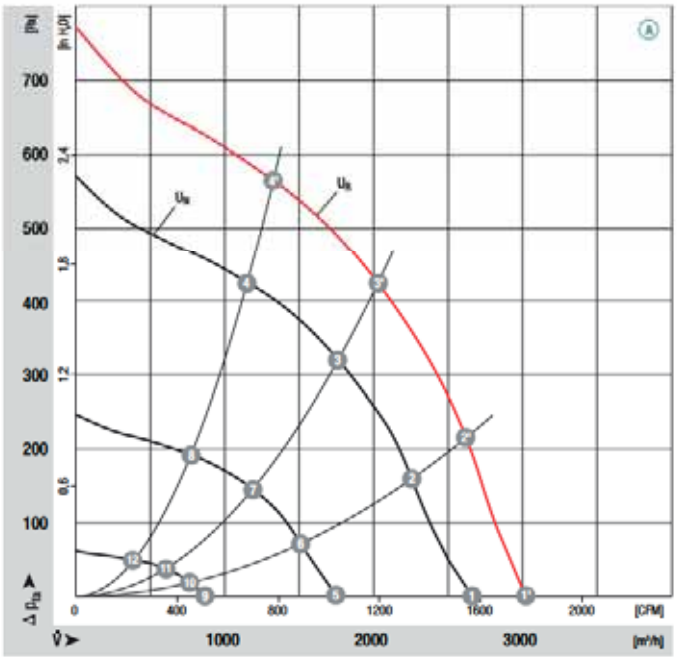

	n [rpm]	P_1 [W]	Lp_A [dB(A)]	η_{tt} [%]
Ⓐ ⓘ	2230	317	72	—
Ⓐ ⓗ	2190	373	69	50
Ⓐ ⓖ	2150	415	66	66
Ⓐ ⓕ	2175	390	67	63
Ⓐ ❶	1930	208	69	—
Ⓐ ❷	1900	248	65	50
Ⓐ ❸	1870	274	62	66
Ⓐ ❹	1890	257	61	63
Ⓐ ❺	1290	69	59	—
Ⓐ ❻	1280	80	57	50
Ⓐ ❼	1270	90	55	66
Ⓐ ❽	1280	85	54	63
Ⓐ ❾	660	14	47	—
Ⓐ ❿	660	15	46	50
Ⓐ ⓫	655	17	44	66
Ⓐ ⓬	655	16	44	63

ebmpapst

- **Technical features:**
  - Control input 0-10 VDC / PWM
  - Tach output
  - Over-temperature protected motor
  - Reverse polarity and locked-rotor protection
- **EMC:** Interference emission acc. to EN 61000-6-3
  Interference immunity acc. to EN 61000-6-2
- **Cable exit:** Variable
- **Protection class:** I
- **Product conforming to standard:** EN 60950-1
- **Approvals:** UL, CSA, CCC

Centrifugal fan	Mass of centrifugal fan kg	Inlet nozzle (long)	Inlet nozzle (short)
R3G 310-AL09 -30	4.4	31050-2-4013	31051-2-4013

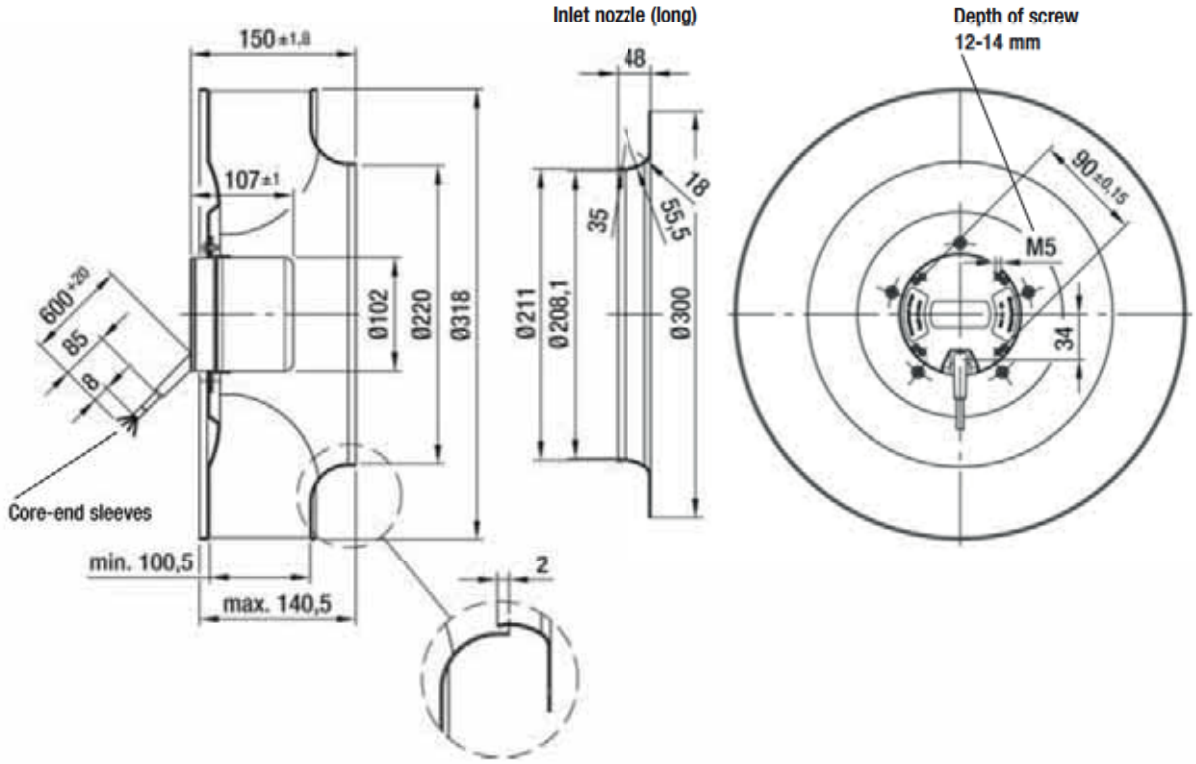

EC centrifugal fan

backward curved, 3-D, Ø 355

- **Material:** Impeller: Sheet aluminium, laser-welded
  Rotor: Coated in black
- **Number of blades:** 6
- **Direction of rotation:** Clockwise, seen on rotor
- **Type of protection:** IP 42
- **Insulation class:** "B"
- **Mounting position:** Any
- **Condensate discharges:** None
- **Mode of operation:** Continuous operation (S1)
- **Bearings:** Maintenance-free ball bearings

Nominal data		Curve	Nominal voltage	Voltage range	Air flow	Speed/rpm	Power input	Current draw	Sound pressure level	Perm. amb. temp.	Electr. connection
Type	**Motor**		**VDC**	**VDC**	**m³/h**	**rpm**	**W**	**A**	**dB(A)**	**°C**	p. 600
R3G 355	M3G 084-FA	Ⓐ	48	36-57	2790	1560	178	3.70	69	-25 to +60	G)

subject to alterations

Curves (established with long inlet nozzle)

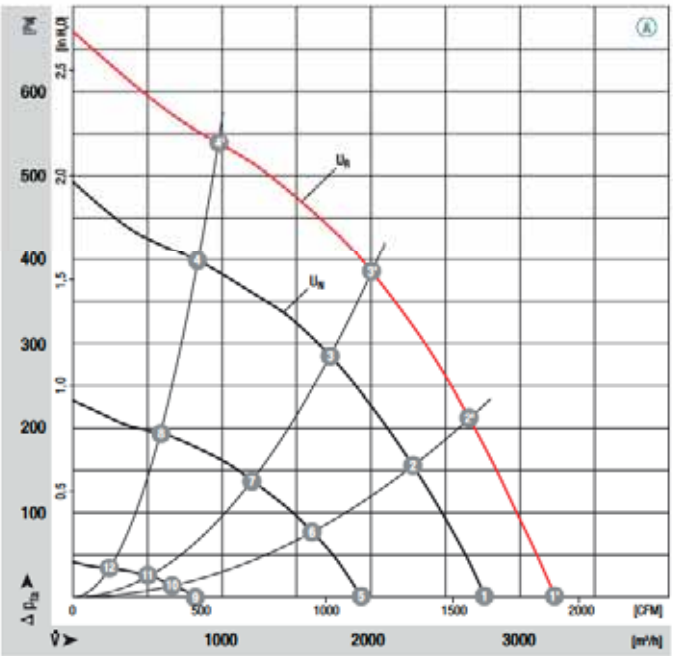

	n [rpm]	P_1 [W]	Lp_A [dB(A)]	η_{tt} [%]
Ⓐ ❶	1800	272	73	—
Ⓐ ❷	1740	333	67	53
Ⓐ ❼	1725	355	67	65
Ⓐ ❻	1770	307	70	49
Ⓐ ❶	1560	178	69	—
Ⓐ ❷	1515	220	63	53
Ⓐ ❸	1500	236	63	65
Ⓐ ❹	1530	208	65	49
Ⓐ ❺	1088	64	60	—
Ⓐ ❻	1065	79	56	53
Ⓐ ❼	1055	85	54	65
Ⓐ ❽	1070	75	56	49
Ⓐ ❾	470	9	44	—
Ⓐ ❿	450	10	42	53
Ⓐ ⓫	450	11	40	65
Ⓐ ⓬	455	10	40	49

ebmpapst

- **Technical features:**
  - Control input 0-10 VDC / PWM
  - Tach output
  - Over-temperature protected motor
  - Reverse polarity and locked-rotor protection
- **EMC:** Interference emission acc. to EN 61000-6-3
  Interference immunity acc. to EN 61000-6-2
- **Cable exit:** Variable
- **Protection class:** I
- **Product conforming to standard:** EN 60950-1
- **Approvals:** UL, CSA, CCC

Centrifugal fan	Mass of centrifugal fan kg	Inlet nozzle (long)	Inlet nozzle (short)
R3G 355-AM08-30	4.6	35560-2-4013	35561-2-4013

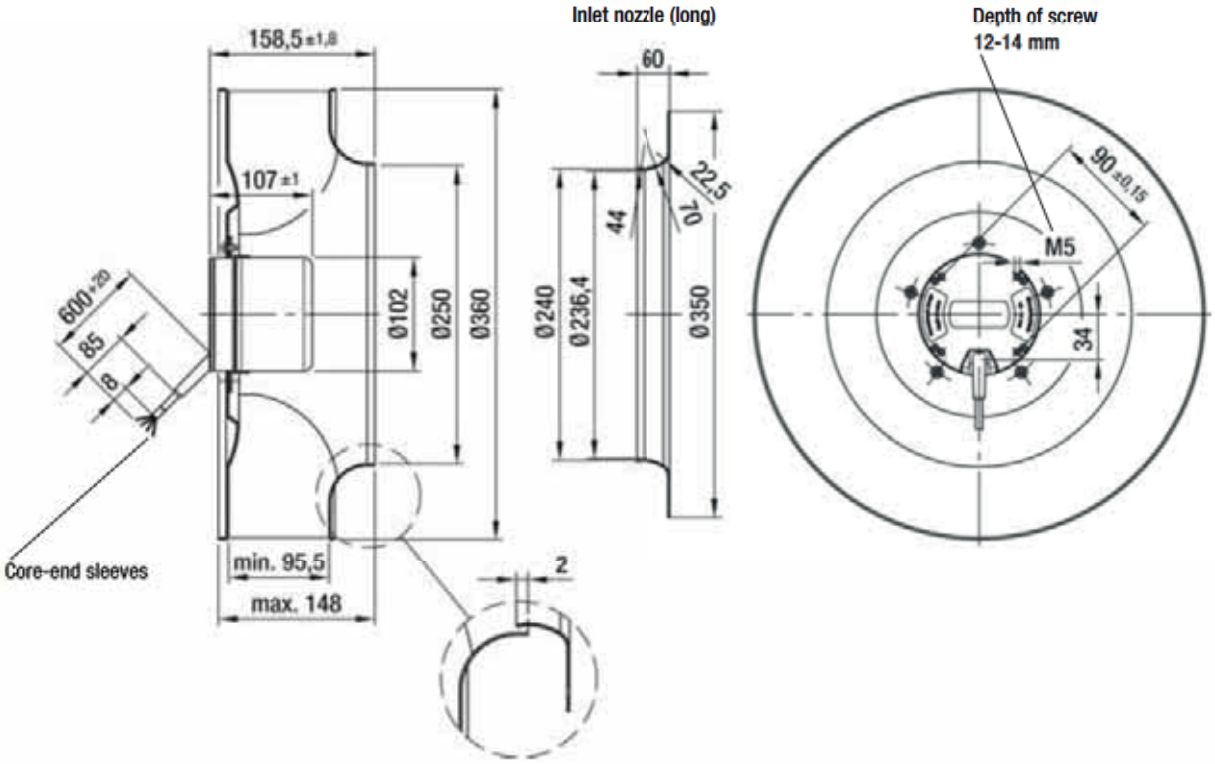

EC centrifugal fan

backward curved, 3-D, Ø 355

- **Material:** Impeller: Sheet aluminium, laser-welded
  Rotor: Coated in black
- **Number of blades:** 6
- **Direction of rotation:** Clockwise, seen on rotor
- **Type of protection:** IP 42
- **Insulation class:** "B"
- **Mounting position:** Any
- **Condensate discharges:** None
- **Mode of operation:** Continuous operation (S1)
- **Bearings:** Maintenance-free ball bearings

Nominal data		Curve	Nominal voltage	Voltage range	Air flow	Speed/rpm	Power input	Current draw	Sound pressure level	Perm. amb. temp.	Electr. connection
Type	**Motor**		**VDC**	**VDC**	**m³/h**	**rpm**	**W**	**A**	**dB(A)**	**°C**	p. 600
R3G 355	M3G 084-FA	Ⓐ	48	36-57	3030	1410	168	3.50	66	-25 to +60	G)

subject to alterations

Curves (established with long inlet nozzle)

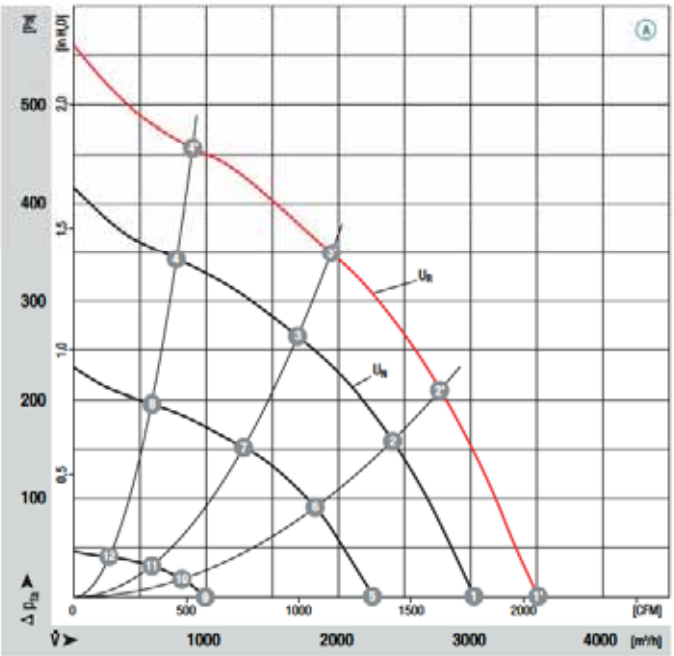

	n [rpm]	P_1 [W]	Lp_A [dB(A)]	η_{fl} [%]
Ⓐ ❶	1630	257	70	—
Ⓐ ❷	1575	317	64	62
Ⓐ ❸	1570	321	63	66
Ⓐ ❹	1610	270	67	47
Ⓐ ❶	1410	168	66	—
Ⓐ ❷	1370	207	60	62
Ⓐ ❸	1365	212	59	66
Ⓐ ❹	1400	177	63	47
Ⓐ ❺	1065	75	58	—
Ⓐ ❻	1045	93	55	62
Ⓐ ❼	1040	96	55	66
Ⓐ ❽	1060	79	56	47
Ⓐ ❾	485	11	37	—
Ⓐ ❿	480	12	35	62
Ⓐ ⓫	480	13	34	66
Ⓐ ⓬	480	11	35	47

ebmpapst

- **Technical features:**
  - Control input 0-10 VDC / PWM
  - Tach output
  - Over-temperature protected motor
  - Reverse polarity and locked-rotor protection
- **EMC:** Interference emission acc. to EN 61000-6-3
  Interference immunity acc. to EN 61000-6-2
- **Cable exit:** Variable
- **Protection class:** I
- **Product conforming to standard:** EN 60950-1
- **Approvals:** UL, CSA, CCC

Centrifugal fan	Mass of centrifugal fan kg	Inlet nozzle (long)	Inlet nozzle (short)
R3G 355-AN18 -30	4.8	35560-2-4013	35561-2-4013

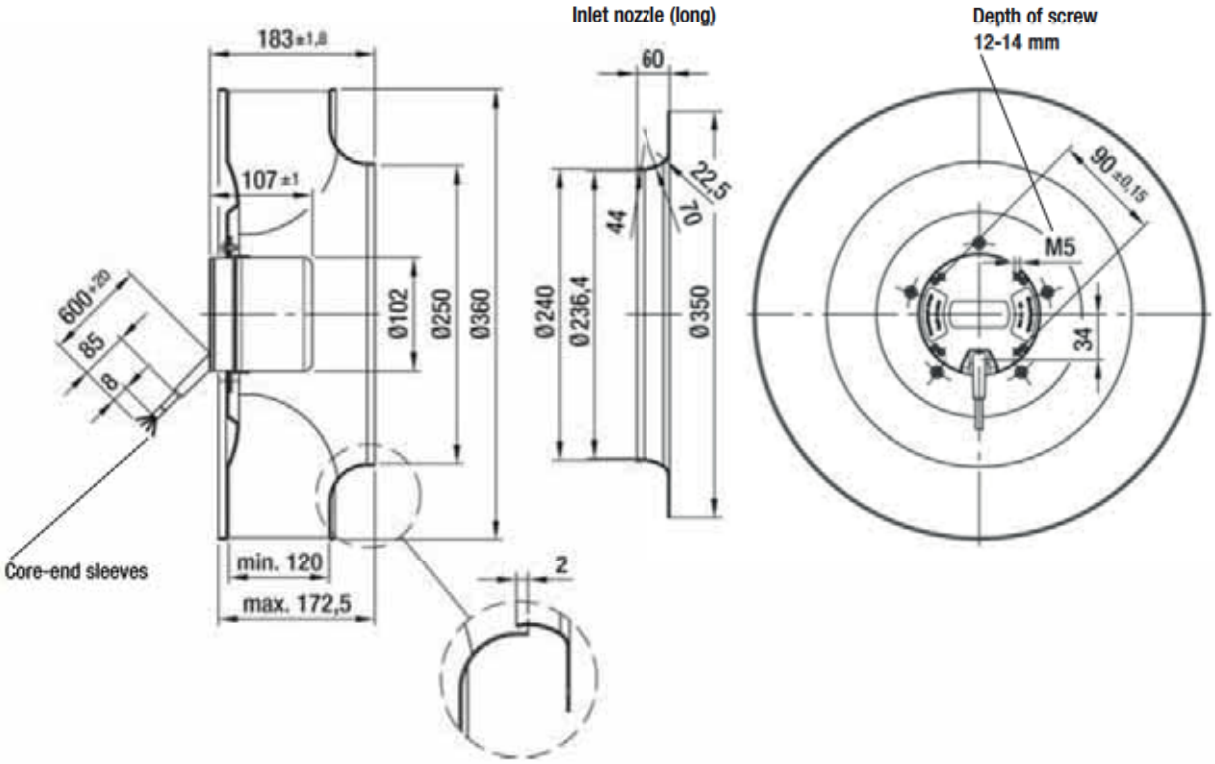

EC centrifugal fan

backward curved, 3-D, Ø 400

- **Material:** Impeller: Sheet aluminium, joined by tabs
  Rotor: Coated in black
- **Number of blades:** 6
- **Direction of rotation:** Clockwise, seen on rotor
- **Type of protection:** IP 42
- **Insulation class:** "B"
- **Mounting position:** Any
- **Condensate discharges:** None
- **Mode of operation:** Continuous operation (S1)
- **Bearings:** Maintenance-free ball bearings

Nominal data		Curve	Nominal voltage	Voltage range	Air flow	Speed/rpm	Power input	Current draw	Sound pressure level	Perm. amb. temp.	Electr. connection
Type	**Motor**		**VDC**	**VDC**	**m³/h**	**rpm**	**W**	**A**	**dB(A)**	**°C**	p. 600
R3G 400	M3G 084-FA	Ⓐ	48	36-57	3000	1290	200	4.20	65	-25 to +60	G)

subject to alterations

Curves

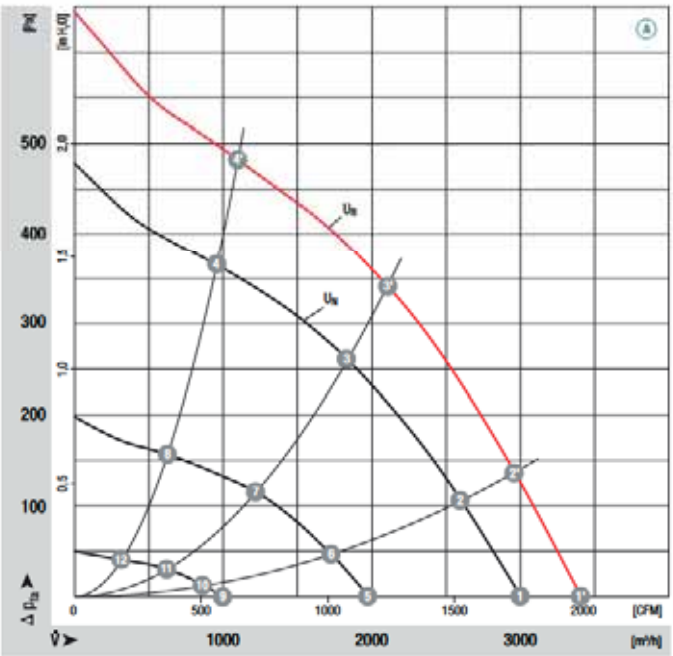

	n [rpm]	P_1 [W]	Lp_A [dB(A)]	η_{tt} [%]
Ⓐ ❶	1480	307	69	—
Ⓐ ❷	1450	340	68	44
Ⓐ ❼	1440	353	62	68
Ⓐ ❻	1480	309	67	55
Ⓐ ❶	1290	200	65	—
Ⓐ ❷	1270	224	64	44
Ⓐ ❸	1260	234	59	68
Ⓐ ❹	1285	204	62	55
Ⓐ ❺	850	59	56	—
Ⓐ ❻	840	67	54	44
Ⓐ ❼	835	71	51	68
Ⓐ ❽	850	62	53	55
Ⓐ ❾	435	11	43	—
Ⓐ ❿	435	12	41	44
Ⓐ ⓫	430	13	38	68
Ⓐ ⓬	435	12	39	55

- **Technical features:**
  - Control input 0-10 VDC / PWM
  - Tach output
  - Over-temperature protected motor
  - Reverse polarity and locked-rotor protection
- **EMC:** Interference emission acc. to EN 61000-6-3
  Interference immunity acc. to EN 61000-6-2
- **Cable exit:** Variable
- **Protection class:** I
- **Product conforming to standard:** EN 60950-1
- **Approvals:** UL, CSA, CCC

Centrifugal fan	Mass of centrifugal fan kg	Inlet nozzle (long)
R3G 400-AD20 -30	5.0	54476-2-4013

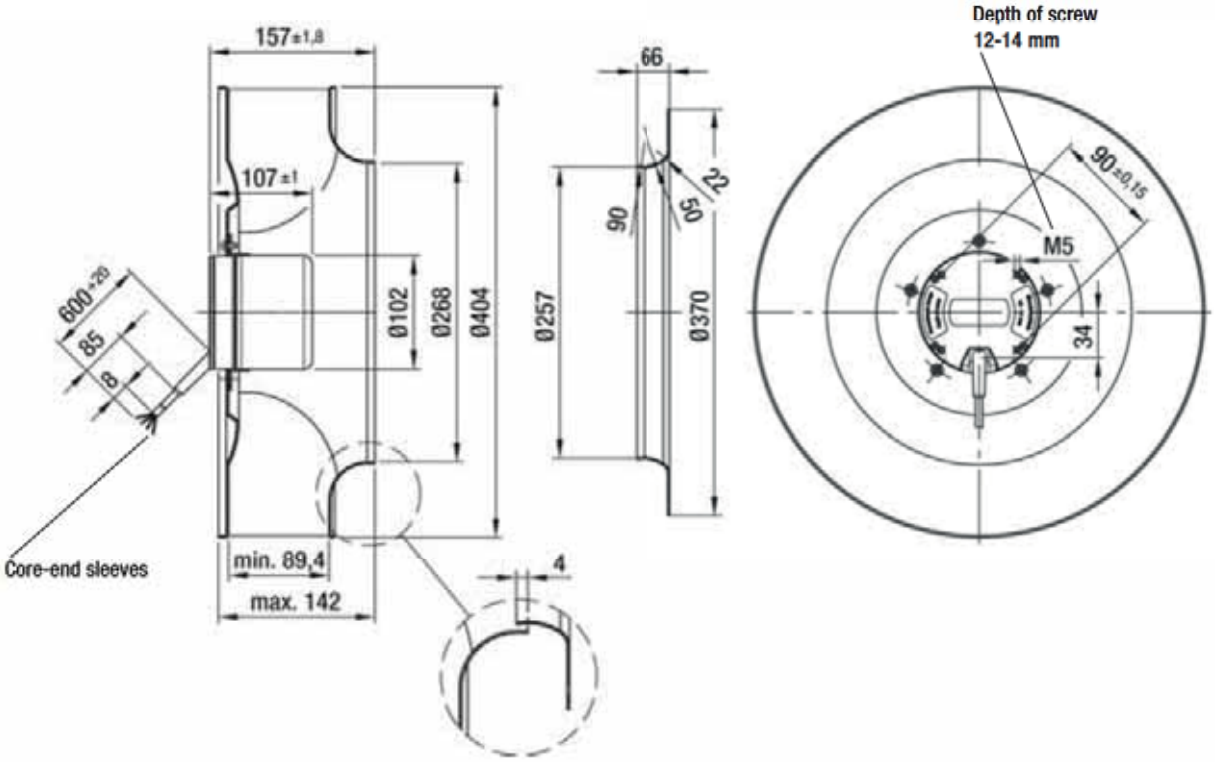

EC centrifugal fan

backward curved, 3-D, Ø 400

- **Material:** Impeller: Sheet aluminium, joined by tabs
  Rotor: Coated in black
- **Number of blades:** 6
- **Direction of rotation:** Clockwise, seen on rotor
- **Type of protection:** IP 42
- **Insulation class:** "B"
- **Mounting position:** Any
- **Condensate discharges:** None
- **Mode of operation:** Continuous operation (S1)
- **Bearings:** Maintenance-free ball bearings

Nominal data		Curve	Nominal voltage	Voltage range	Air flow	Speed/rpm	Power input	Current draw	Sound pressure level	Perm. amb. temp.	Electr. connection
Type	**Motor**		**VDC**	**VDC**	**m³/h**	**rpm**	**W**	**A**	**dB(A)**	**°C**	p. 600
R3G 400	M3G 084-FA	Ⓐ	48	36-57	3300	1160	192	3.90	63	-25 to +60	G)

subject to alterations

Curves

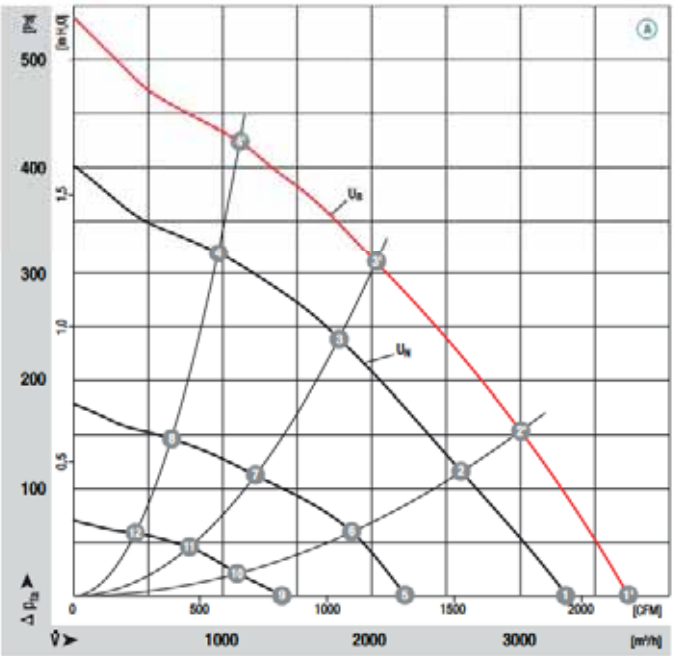

	n [rpm]	P_1 [W]	Lp_A [dB(A)]	η_{tt} [%]
Ⓐ ❶	1325	287	69	—
Ⓐ ❷	1300	340	66	43
Ⓐ ❼	1300	335	64	62
Ⓐ ❻	1345	268	68	53
Ⓐ ❶	1160	192	63	—
Ⓐ ❷	1140	227	62	43
Ⓐ ❸	1140	210	59	62
Ⓐ ❹	1170	177	63	53
Ⓐ ❺	795	62	57	—
Ⓐ ❻	784	74	56	43
Ⓐ ❼	780	69	56	62
Ⓐ ❽	795	59	56	53
Ⓐ ❾	500	15	49	—
Ⓐ ❿	500	19	48	43
Ⓐ ⓫	500	21	48	62
Ⓐ ⓬	505	18	49	53

ebmpapst

- **Technical features:**
  - Control input 0-10 VDC / PWM
  - Tach output
  - Over-temperature protected motor
  - Reverse polarity and locked-rotor protection
- **EMC:** Interference emission acc. to EN 61000-6-3
  Interference immunity acc. to EN 61000-6-2
- **Cable exit:** Variable
- **Protection class:** I
- **Product conforming to standard:** EN 60950-1
- **Approvals:** UL, CSA, CCC
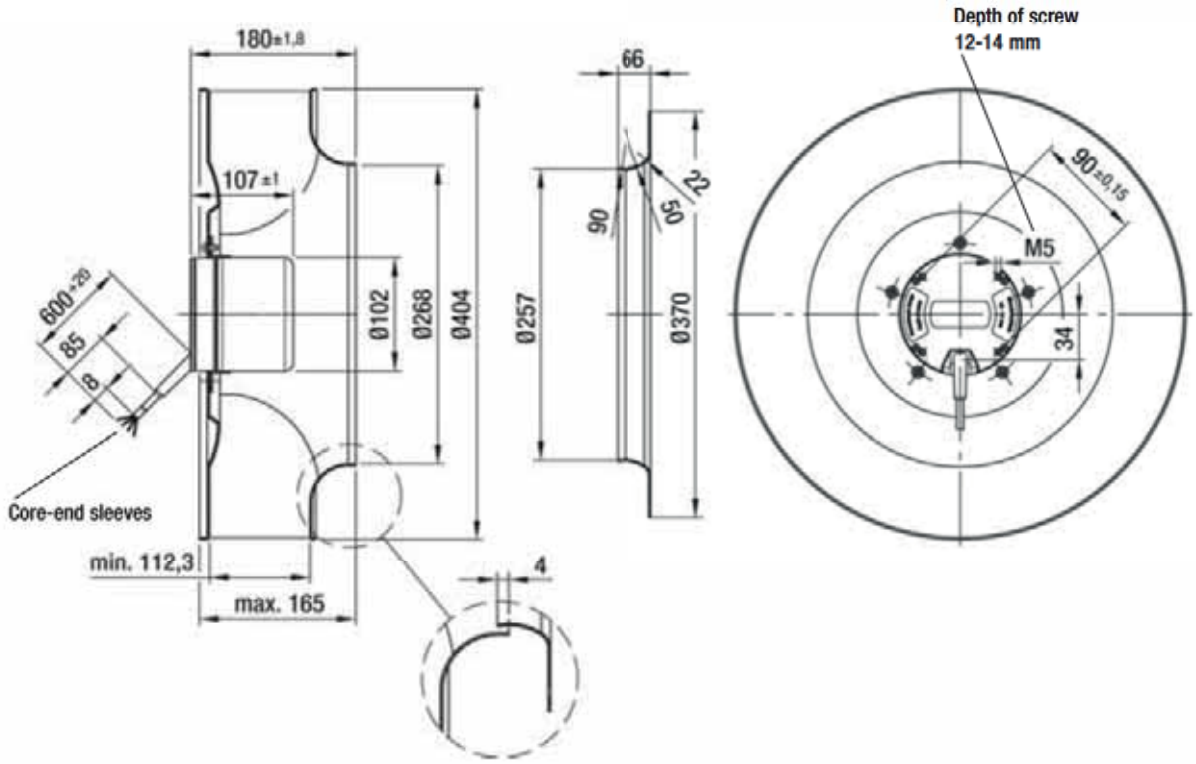
Centrifugal fan	Mass of centrifugal fan kg	Inlet nozzle (long)
R3G 400-AC13 -30	5.3	54476-2-4013